



READING AT HOME

How to help my child.



A TIME AND PLACE.


- Quiet**
- Focussed**
- 1 to 1**
- Regular**
- Short 5-10 minutes**

FOOLS RUSH IN

- **Front cover**
- **Title-** "Do we know any of these letters?"
- **Author-** "The person who wrote the book."
- **Illustrator-** "The person who made the pictures."
- **Picture** – "Who/what do you think the book is about?"

LET'S START AT THE VERY BEGINNING

- **Reading Finger**




**Reading Behaviours
"It looks like reading"**

- **Left to right**



- **Top to bottom**





HERE WE GO

- Sound out and squeeze together

c - a - t = cat

“Segmenting” and “Blending”

SAME OLD SAME OLD



- **Tricky Words-** just have to learn them
- **High Frequency Words-** keep cropping up.
- **Sight recognition-** “knowing” is quicker
than reading
- **Familiarity encourages confidence**

WHAT'S IT ALL ABOUT?

- Reading is more than just barking at print.
- Comprehension- understanding what it means.

?Key Prompts?

- Who
- What
- Where
- How
- Why





OH YES- AND WHILE I REMEMBER!

- Better to do a little well than lots poorly!**
- Revisit, recap, re-read**
- You are a model- show and share**